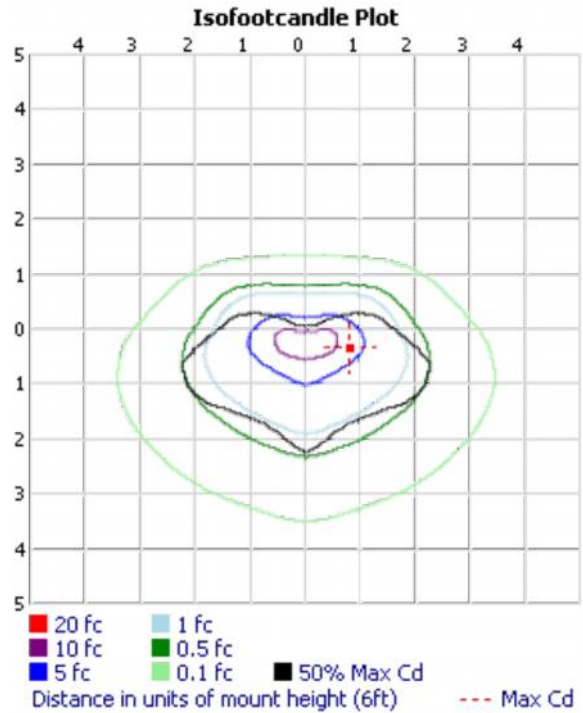
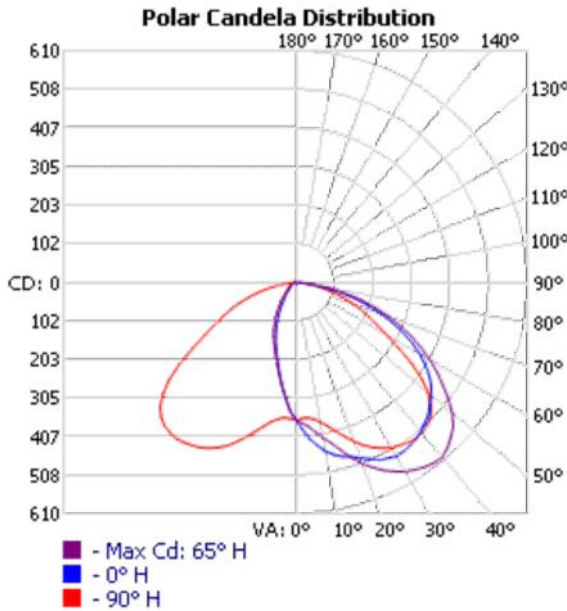


OUTDOOR PHOTOMETRIC REPORT

CATALOG: LCWP-40LED-MV

MANUFACTURER: GLOBALUX LIGHTING
 TEST #: P30126
 TEST LAB: GLOBALUX LIGHTING
 ISSUE DATE: 12/01/09
 CATALOG: LCWP-40LED-MV
 DESCRIPTION: WALL-PAK LED FULL CUTOFF WITH SOLITE GLASS LENS
 LAMP: (4)CHIP LED (5000K, 67 CRI)
 LAMP OUTPUT: TOTAL LUMINAIRE LUMENS: 1313.5, **ABSOLUTE PHOTOMETRY ***
 INPUT WATTAGE: 40.1
 LUMINOUS OPENING: RECTANGLE (L: 0.36M, W: 0.23M)
 MAX Cd: 600.0 AT HORIZONTAL: 65°, VERTICAL: 40°
 ROADWAY CLASS: VERY SHORT, TYPE III

No
 Photo
 Available



* TEST BASED ON ABSOLUTE PHOTOMETRY WHERE LAMP LUMENS=LUMENS TOTAL.
 * CUTOFF CLASSIFICATION AND EFFICIENCY CANNOT BE PROPERLY CALCULATED FOR ABSOLUTE PHOTOMETRY.

VISUAL PHOTOMETRIC TOOL 1.2.47 COPYRIGHT 2015, ACUITY BRANDS LIGHTING.
 THIS PHOTOMETRIC REPORT HAS BEEN GENERATED USING METHODS RECOMMENDED BY THE IESNA. CALCULATIONS ARE BASED ON PHOTOMETRIC DATA PROVIDED BY THE MANUFACTURER, AND THE ACCURACY OF THIS PHOTOMETRIC REPORT IS DEPENDENT ON THE ACCURACY OF THE DATA PROVIDED. END-USER ENVIRONMENT AND APPLICATION (INCLUDING, BUT NOT LIMITED TO, VOLTAGE VARIATION AND DIRT ACCUMULATION) CAN CAUSE ACTUAL PHOTOMETRIC PERFORMANCE TO DIFFER FROM THE PERFORMANCE CALCULATED USING THE DATA PROVIDED BY THE MANUFACTURER. THIS REPORT IS PROVIDED WITHOUT WARRANTY AS TO ACCURACY, COMPLETENESS, RELIABILITY OR OTHERWISE. IN NO EVENT WILL ACUITY BRANDS LIGHTING BE RESPONSIBLE FOR ANY LOSS RESULTING FROM ANY USE OF THIS REPORT.



OUTDOOR PHOTOMETRIC REPORT
 CATALOG: LCWP-40LED-MV

ZONAL LUMEN SUMMARY

Zone	Lumens	% Luminaire
0-30	315.8	24%
0-40	547.0	41.6%
0-60	1,028.6	78.3%
60-90	284.8	21.7%
70-100	114.8	8.7%
90-120	0	0%
0-90	1,313.5	100%
90-180	0	0%
0-180	1,313.5	100%

LUMENS PER ZONE

Zone	Lumens	% Total	Zone	Lumens	% Total
0-10	34.1	2.6%	90-100	0	0%
10-20	104.2	7.9%	100-110	0	0%
20-30	177.5	13.5%	110-120	0	0%
30-40	231.2	17.6%	120-130	0	0%
40-50	252.3	19.2%	130-140	0	0%
50-60	229.3	17.5%	140-150	0	0%
60-70	170.0	12.9%	150-160	0	0%
70-80	93.7	7.1%	160-170	0	0%
80-90	21.1	1.6%	170-180	0	0%

ROADWAY SUMMARY

Distribution: TYPE III, VERY SHORT

Max Cd, 90 Deg Vert: 0

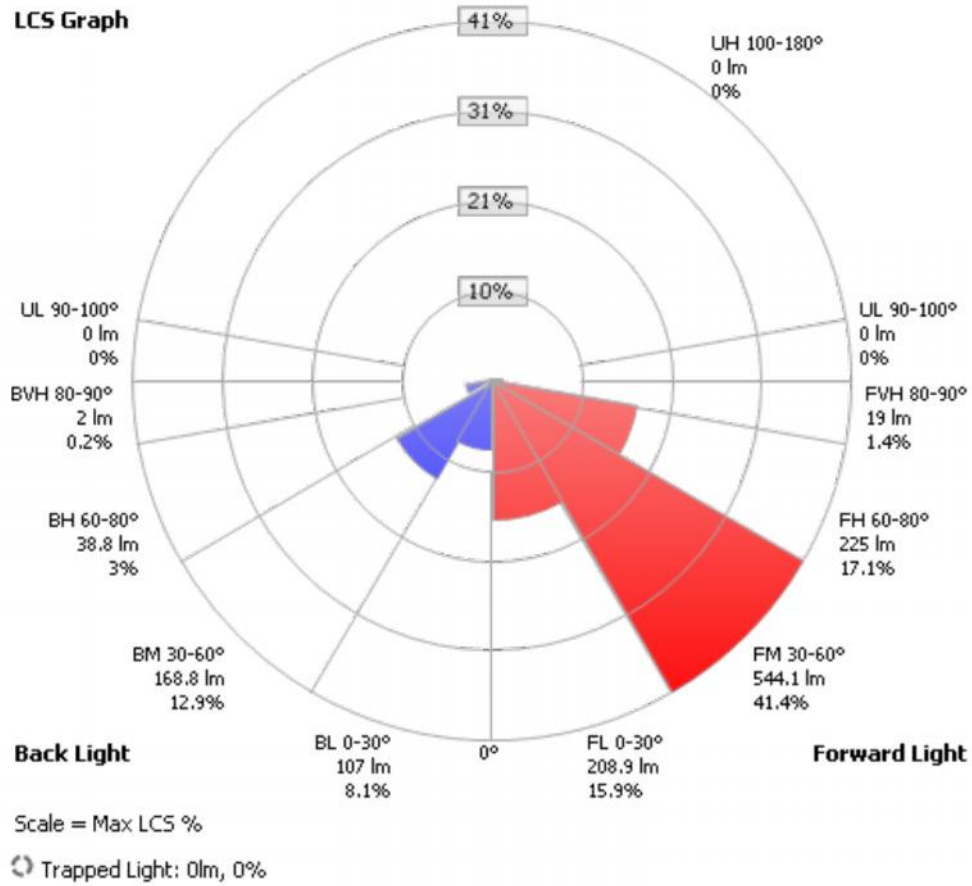
Max Cd, 80 to <90 Deg: 101.0

	Lumens	% Lamp
Downward Street Side:	997.0	75.9%
Downward House Side:	316.5	24.1%
Downward Total:	1,313.5	100%
Upward Street Side:	0	0%
Upward House Side:	0	0%
Upward Total:	0	0%
Total Lumens:	1,313.5	100%

LCS TABLE

BUG RATING	B0 - U0 - G1	
FORWARD LI GHT	LUMENS	LUMENS %
Low(0-30):	208.9	15.9%
Medium(30-60):	544.1	41.4%
High(60-80):	225.0	17.1%
Very High(80-90):	19.0	1.4%
BACK LI GHT		
Low(0-30):	107.0	8.1%
Medium(30-60):	168.8	12.9%
High(60-80):	38.8	3%
Very High(80-90):	2.0	0.2%
UPLI GHT		
Low(90-100):	0	0%
High(100-180):	0	0%
TRAPPED LI GHT:	0	0%

OUTDOOR PHOTOMETRIC REPORT
 CATALOG: LCWP-40LED-MV



OUTDOOR PHOTOMETRIC REPORT
 CATALOG: LCWP-40LED-MV

CANDELA TABLE - TYPE C

	0	15	25	35	45	55	65	75	85	90	105	115	125	135	145	155	165	175	180	
0	362	362	362	362	362	362	362	362	362	362	362	362	362	362	362	362	362	362	362	362
5	413	412	410	406	400	394	389	381	372	364	358	353	342	333	325	316	311	308	306	306
10	451	449	445	443	440	434	426	415	400	384	373	363	342	321	298	276	260	249	245	245
15	474	475	479	486	486	479	467	457	443	420	405	390	352	314	279	247	220	203	195	195
20	492	494	505	518	525	525	517	507	493	464	445	421	366	311	264	222	190	168	155	155
25	516	515	519	534	549	557	556	546	532	504	479	448	375	308	249	201	164	138	122	122
30	528	524	518	517	537	568	584	575	559	531	502	461	374	299	234	180	137	108	90	90
35	524	520	502	495	507	537	582	593	578	548	514	467	365	285	213	153	106	77	61	61
40	510	508	480	467	472	500	554	600	591	555	516	461	354	266	184	120	77	54	42	42
45	493	485	452	433	438	467	516	577	588	544	501	443	331	237	151	90	55	37	29	29
50	464	453	418	393	400	429	472	537	556	504	456	396	292	198	116	66	39	27	23	23
55	429	415	378	358	362	387	427	473	490	419	373	317	228	152	87	48	28	22	19	19
60	377	364	330	316	323	342	376	407	403	323	275	225	159	106	62	33	22	17	15	15
65	311	299	271	265	270	285	316	336	327	258	211	166	109	72	42	24	17	14	12	12
70	236	227	206	204	212	224	243	258	254	196	157	118	73	47	27	16	12	9	8	8
75	159	152	140	142	150	159	170	179	172	130	104	77	45	29	16	10	7	6	5	5
80	88	83	77	81	86	93	98	101	94	69	55	40	22	13	7	4	3	2	2	2
85	30	27	25	28	31	34	36	36	32	23	17	11	5	2	1	1	0	0	0	0
90	0	0	0	0	0	0	0	0	0	0	0	0	0	0	0	0	0	0	0	0