

PROJECT	NOTES	TYPE	DATE	CAT. No.
---------	-------	------	------	----------



THE

Twin Head Emergency Light

THE series combines low-profile, contemporary appearance with LED economy and dependability. Fully adjustable heads compliment any application. Provides a minimum of 90 minutes of illumination for the rated wattage upon loss of AC power. Ideal for applications requiring attractive unit equipment with quick installation.



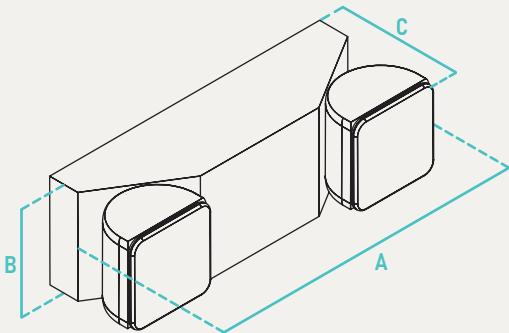
INPUT VOLTAGE	120-277V
INPUT FREQUENCY	50/60 Hz
RATED WATTAGE	2.4W
DELIVERED LUMENS	200 Lumens
EFFICACY	100 LPW (typ.)
CRI	>70CRI
AVAILABLE CCT	6500K
LENS TYPE	N/A

RATED LIFE	30,000hrs (Based on 3hrs a Day)
L70	N/A
POWER FACTOR	>0.45
THD	N/A
DIMMING	N/A
OPERATING TEMP.	32°F - 104°F / 0°C to 40°C
BEAM ANGLE	120°

ORDER INFO / EXAMPLE: THE-W-EM

QUICK SHIP ITEMS ON PG.2

SERIES	HOUSING COLOR	OPTIONS
THE	W	EM
THE Twin Head Emergency Light	W- White B- Black	EM- Ni-Cad Battery



PERFORMANCE DATA				
FORM FACTOR	KELVIN	RATED WATTAGE	DELIVERED LUMENS	EFFICACY (LM/W)
THE	6500K	2.4W	200	100

QUICK SHIP
THE-W-EM

ADDITIONAL IMAGES



Made to order items. Minimum 90 day lead time.

Minimum order quantity may vary please contact sales.

¹ DLC Listed / ² DLC Premium Listed / ³ Title 24 / ⁴ JA8 & Title 24

Typical color consistency. May vary or be changed. L70 hours calculated based on LED package manufacturer LM80 report and ISTMT report of LED in luminaire. Stated values are for select catalog numbers. Contact GlobaLux for detailed information.

Actual performance may differ as a result of end-user environment and application. All values are design or typical values, measured under laboratory conditions at 25 °C.

	A	B	C	Case QTY
LCXS	13.74" W	3.74" H	3.50" D	6

CONSTRUCTION

Injection molded, engineering grade 5VA flame retardant, high impact resistant thermoplastic in white or black finish.

ELECTRICAL

Dual 120/277 voltage. Charge rate/power "ON" LED indicator light and push-to-test switch for mandated code compliance testing. 3.6 long-life, maintenance free, rechargeable NiCad Battery. Internal solid-state transfer switch automatically connects the internal battery to the LED lamp head for minimum 90-minute emergency illumination. Fully automatic solid-state, two-rate charger initiates battery charging to recharging

QUALIFICATIONS

Meets UL924, NFPA 11 life safety Code, NEC, OSHA Local and State Codes. UL listed for damp locations (0° C - 50° C).


INSTALLATION

Universal knockout pattern on back plate for surface mount. Snaps into place making internal electrical connections. Suitable for wall or ceiling mount. Knockout for conduit applications.

WARRANTY

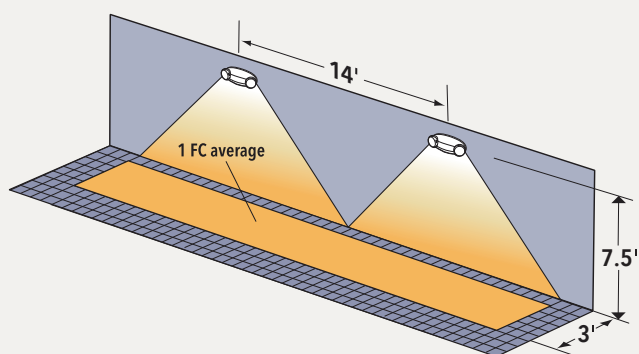
5-year Limited Warranty on all electronics and housing. Battery pro rated for 5 years.

COMPATIBLE JUNCTION BOXES

					
4" PVC	4" Octagon	4" PVC Ceiling Box	3-1/2" Octagon	4" Round Pancake	4" Octagon / V Bracket

PRODUCT SAMPLE PHOTOMETRIC

Using multiple THE units mounted at a typical 7.5' height delivers 14' on-center spacing with a 3' wide path of egress.



THE-W-EM

Made to order items. Minimum 90 day lead time. Minimum order quantity may vary please contact sales.

¹ DLC Listed / ² DLC Premium Listed / ³ Title 24 / ⁴ JA8 & Title 24 / Typical color consistency. May vary or be changed.

L70 hours calculated based on LED package manufacturer LM80 report and ISTMT report of LED in luminaire. Stated values are for select catalog numbers. Contact Globalux for detailed information. / Actual performance may differ as a result of end-user environment and application. All values are design or typical values, measured under laboratory conditions at 25 °C.