

PROJECT	NOTES	TYPE	DATE	CAT. No.
---------	-------	------	------	----------



# LCS

## CCT Adjustable LED Channel Strip

The LCS family revolutionizes lighting with its fusion of high-performance LEDs and precision-engineered optics. These strips cater to diverse needs, from subtle ambient lighting to powerful task illumination. Notably, the LCS outshines traditional T5 and T8 fluorescent fixtures in energy efficiency and longevity. Whether in parking garages, warehouses, offices, restrooms, storage units, or stairwells, the LCS delivers innovation, reliability, and brilliance.

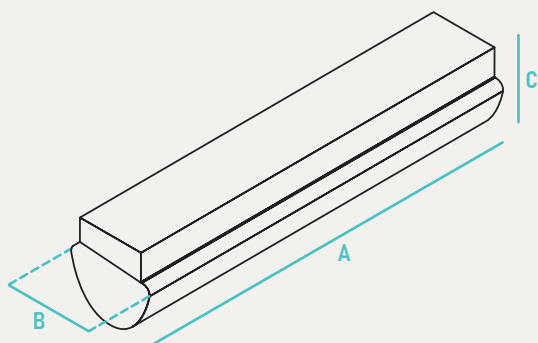
INPUT VOLTAGE	120-277V
INPUT FREQUENCY	50/60 Hz
RATED WATTAGE	See Performance Data
DELIVERED LUMENS	See Performance Data
EFFICACY	>105 LPW (typ.)
CRI	80
AVAILABLE CCT	3000K, 4000K, 5000K
LENS TYPE	Polycarbonate

RATED LIFE	50,000hrs (Based on 3hrs a Day)
L70	>50,000hrs
POWER FACTOR	>0.9
THD	<20%
DIMMING	0-10V Continuous
OPERATING TEMP.	-4°F - 113°F / -20°C to 45°C
BEAM ANGLE	N/A

ORDER INFO / EXAMPLE: LCS-4-40-MVD-830/40/50

WHITE SUPPLIES LAST

SERIES	LENGTH	RATED WATTAGE	DRIVER TYPE	COLOR TEMP
LCS	4	40	MVD	830/40/50
LCS CCT Adjustable LED Channel Strip	2-24" 4-48"	24" Housing 17- 17W, 2100 Lumens 48" Housing 40- 40W, 4350 Lumens 52- 52W, 5920 Lumens	MVD- 120-277V, 0-10V Dimming HVD- 348-480V, 0-10V Dimming	830/40/50- 3000K, 4000K, 5000K CCT Adjustable; 80CRI
			OPTIONS / ACCESSORIES	
			Emergency Backup EML16- 1600lm Emergency Battery Accessories FW3- 6' 3 Wire Fixture Whip FW4- 6' 4 Wire Fixture Whip	Controls OS- Fixture Mounted Occupancy Sensor, On/Off MOSB- Integral Bi-Level Microwave Sensor OSBL- Fixture Mounted Occupancy Sensor, Bi-Level



	A	B	C	Case QTY
LCS-2	24" L	5" W	3.3" H	2
LCS-4	48" L	5" W	3.3" H	1

## CONSTRUCTION

Housing, wireway cover and ends are die-formed heavy gauge steel with high gloss, baked white enamel finish over rust inhibiting phosphate coat. Housing and wireway cover act as a heat sink, maximizing the life of the LED's and power supplies. Knockouts provided on back, ends, and sides. PC Diffuser Lens reduces glare and improves occupant comfort while maintaining high efficiency emission.

## ELECTRICAL

Equipped standard with 0-10V continuous dimming driver. Long-life LED's 60,000 hours at L80 with projected life over 100,000 hours for reduced life cycle maintenance costs. Standard CCT switch to adjust from 3000K, 4000K and 5000K.

## QUALIFICATIONS

All luminaires are built to UL 1598 and 2108 standards, and bear appropriate ETL labels. Damp location labeling is standard. Emergency equipped fixtures labeled UL924. Adheres to LM70, LM80 and TM21 industry standards.

## INSTALLATION

Suitable for surface mounting, suspension, or stem mounting, individually or in continuous rows.

## WARRANTY

5-year Limited Warranty. See warranty documentation for more info.

## OPTIONS

Optional On/Off or Bi-level Motion Sensor, high voltage transformers, emergency battery backups, whips and cords.

## PERFORMANCE DATA

FORM FACTOR	KELVIN	RATED WATTAGE	DELIVERED LUMENS	EFFICACY (LM/W)
2'	3K/4K/5K	17W	2100	123.52
4'	3K/4K/5K	40W	4350	108.75
4'	3K/4K/5K	52W	5920	113.85

## WHILE SUPPLIES LAST

LCS-2-17-MVD-830/40/50	LCS-4-40-MVD-830/40/50
LCS-4-52-MVD-830/40/50	


## ADDITIONAL IMAGES



## RECOMMENDED DIMMERS

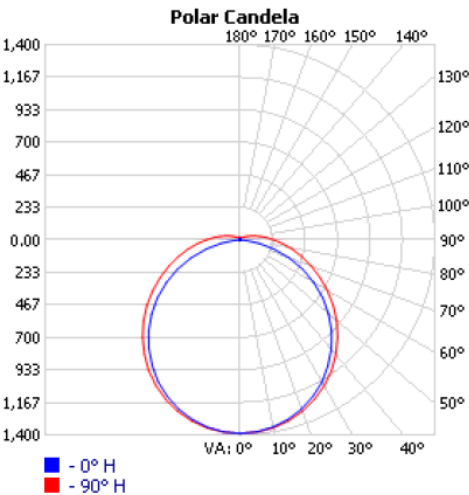
WBSD-010DEC (Cooper)	WBSD-010SLD (Cooper)
DF10P (Cooper)	

ACCESSORIES



PHOTOMETRIC DATA

LCS-4-40



Zonal Lumen Summary

Zone	Lumens	% Lamp	% Luminaire
0-30	1,085.9	23.4%	23.4%
0-40	1,789.0	38.5%	38.5%
0-60	3,220.0	69.3%	69.3%
60-90	1,166.8	25.1%	25.1%
70-100	721.2	15.5%	15.5%
90-120	205.7	4.4%	4.4%
0-90	4,386.8	94.4%	94.5%
90-180	256.8	5.5%	5.5%
0-180	4,643.6	99.9%	100%

Coefficients Of Utilization - Zonal Cavity Method

		Effective Floor Cavity Reflectance: 20%											
RCC %:		80				70				50			
RW %:		70	50	30	0	70	50	30	0	50	30	20	50
RCR: 0		1.17	1.17	1.17	1.17	1.14	1.14	1.14	.93	1.07	1.07	1.07	1.01
1		1.05	1.00	.95	.91	1.02	.97	.93	.75	.91	.88	.84	.86
2		.95	.86	.79	.73	.92	.84	.77	.62	.79	.73	.68	.74
3		.87	.75	.67	.60	.83	.73	.65	.52	.69	.62	.57	.65
4		.79	.66	.57	.50	.76	.65	.56	.44	.61	.54	.48	.58
5		.72	.59	.50	.43	.70	.58	.49	.38	.55	.47	.41	.52
6		.67	.53	.44	.37	.64	.52	.43	.34	.49	.42	.36	.47
7		.62	.48	.39	.33	.60	.47	.38	.30	.45	.37	.32	.43
8		.58	.44	.35	.29	.56	.43	.35	.27	.41	.33	.28	.39
9		.54	.40	.32	.26	.52	.39	.31	.24	.37	.30	.25	.36
10		.50	.37	.29	.24	.49	.36	.28	.22	.35	.28	.23	.33

Made to order items. Minimum 90 day lead time. Minimum order quantity may vary please contact sales.

<sup>1</sup> DLC Listed / <sup>2</sup> DLC Premium Listed / <sup>3</sup> Title 24 / <sup>4</sup> JA8 & Title 24 / Typical color consistency. May vary or be changed.

L70 hours calculated based on LED package manufacturer LM80 report and ISTMT report of LED in luminaire. Stated values are for select catalog numbers. Contact GlobaLux for detailed information. / Actual performance may differ as a result of end-user environment and application. All values are design or typical values, measured under laboratory conditions at 25 °C.