

PROJECT	NOTES	TYPE	DATE	CAT. No.
---------	-------	------	------	----------



DOM

Decorative Outdoor Square Lantern

The DOM LED wall light is an outdoor square lantern crafted with a weather-resistant aluminum housing, it features high-performance LEDs for efficient illumination. The frosted glass diffuser ensures uniform light distribution, making it ideal for both security and general lighting purposes. Whether in residential, commercial, or hospitality settings, this lantern provides reliable and stylish outdoor lighting.



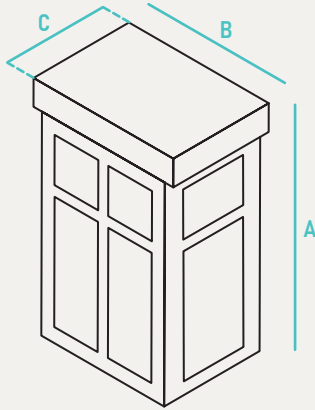
INPUT VOLTAGE	120V
INPUT FREQUENCY	60 Hz
RATED WATTAGE	See Performance Data
DELIVERED LUMENS	See Performance Data
EFFICACY	50 LPW (typ.)
CRI	80
AVAILABLE CCT	3000K, 3500K, 4000K
LENS TYPE	Glass

RATED LIFE	20,000hrs (Based on 3hrs a Day)
L70	>50,000hrs
POWER FACTOR	>0.9
THD	45%
DIMMING	N/A
OPERATING TEMP.	-4°F - 113°F / -20°C to 45°C
BEAM ANGLE	N/A

ORDER INFO / EXAMPLE: DOM-17-120-MCT-BL

QUICK SHIP ITEMS ON PG.2


SERIES	RATED WATTAGE	DRIVER TYPE	COLOR TEMP	FINISH	OPTIONS
DOM	17	120	MCT	BL	P
DOM Decorative Outdoor Square Lantern	17- 17W, 850 Lumens	120- 120V 277- 277V	MCT- 3000K, 3500K, 4000K CCT Selectable Switch; 80+ CRI	BL- Black	P- Photocell



PERFORMANCE DATA				
FORM FACTOR	KELVIN	RATED WATTAGE	DELIVERED LUMENS	EFFICACY (LM/W)
12"	3K/35K/4K	17W	850	50

QUICK SHIP
DOM-17-120-MCT-BL

ADDITIONAL IMAGES



-Photocell

	A	B	C	Case QTY
DOM	12" H	7" W	4.5" E	6

CONSTRUCTION

Rugged die cast aluminum housing withstands outdoor environments. Outer surface treated with durable power coating to provide resistance to corrosion, rust, weathering, and or degradation. Performance engineered internal heat dissipation fins provide superior thermal management for LED life and reliability.

ELECTRICAL

120V Driver operates at 60Hz.

QUALIFICATIONS

All luminaires are built to UL 1598 and 2108 standards, and bear appropriate ETL labels. Wet location labeling is standard. Adheres to LM70, LM80, and TM21 industry standards. Dedicated 120V Models are FCC Title 47 CFR, Part 15, Class B for residential and commercial applications.

INSTALLATION

Designed for mounting on 4" electrical J-Box.

WARRANTY

3-year limited warranty. See complete warranty for terms and exclusions. (Labor not included).

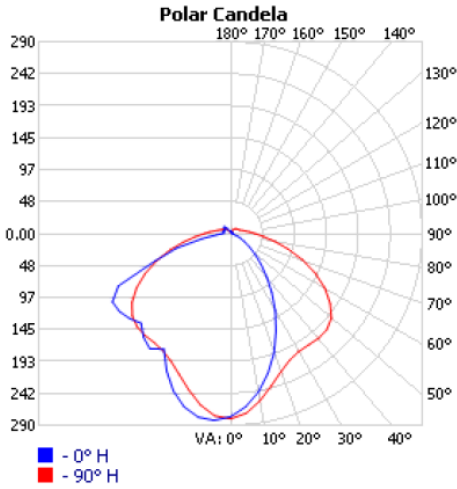
COMPATIBLE JUNCTION BOX



4" PVC	4" Octagon	4" PVC Ceiling Box	3-1/2" Octagon	4" Round Pancake	4" Octagon / V Bracket
--------	------------	--------------------	----------------	------------------	------------------------

PHOTOMETRIC DATA

DOM-17-120-MCT-BL



Zonal Lumen Summary

Zone	Lumens	% Lamp	% Luminaire
0-30	186.3	22.8%	22.8%
0-40	294.8	36%	36%
0-60	535.0	65.4%	65.4%
60-90	207.8	25.4%	25.4%
70-100	129.0	15.8%	15.8%
90-120	52.8	6.4%	6.4%
0-90	742.9	90.8%	90.7%
90-180	75.8	9.3%	9.3%
0-180	818.7	100%	100%

Made to order items. Minimum 90 day lead time. Minimum order quantity may vary please contact sales.

¹ DLC Listed / ² DLC Premium Listed / ³ Title 24 / ⁴ JA8 & Title 24 / Typical color consistency. May vary or be changed.

L70 hours calculated based on LED package manufacturer LM80 report and ISTMT report of LED in luminaire. Stated values are for select catalog numbers. Contact Globalux for detailed information. / Actual performance may differ as a result of end-user environment and application. All values are design or typical values, measured under laboratory conditions at 25 °C.